



TriState Gun Club
Bay 4 (Multigun)
 Course Designer: Tom Iten



START POSITION: Facing down range behind staging table with hands on table top.

GUN READY CONDITION: Rifle, shotgun and handgun loaded and on table pointed down range.

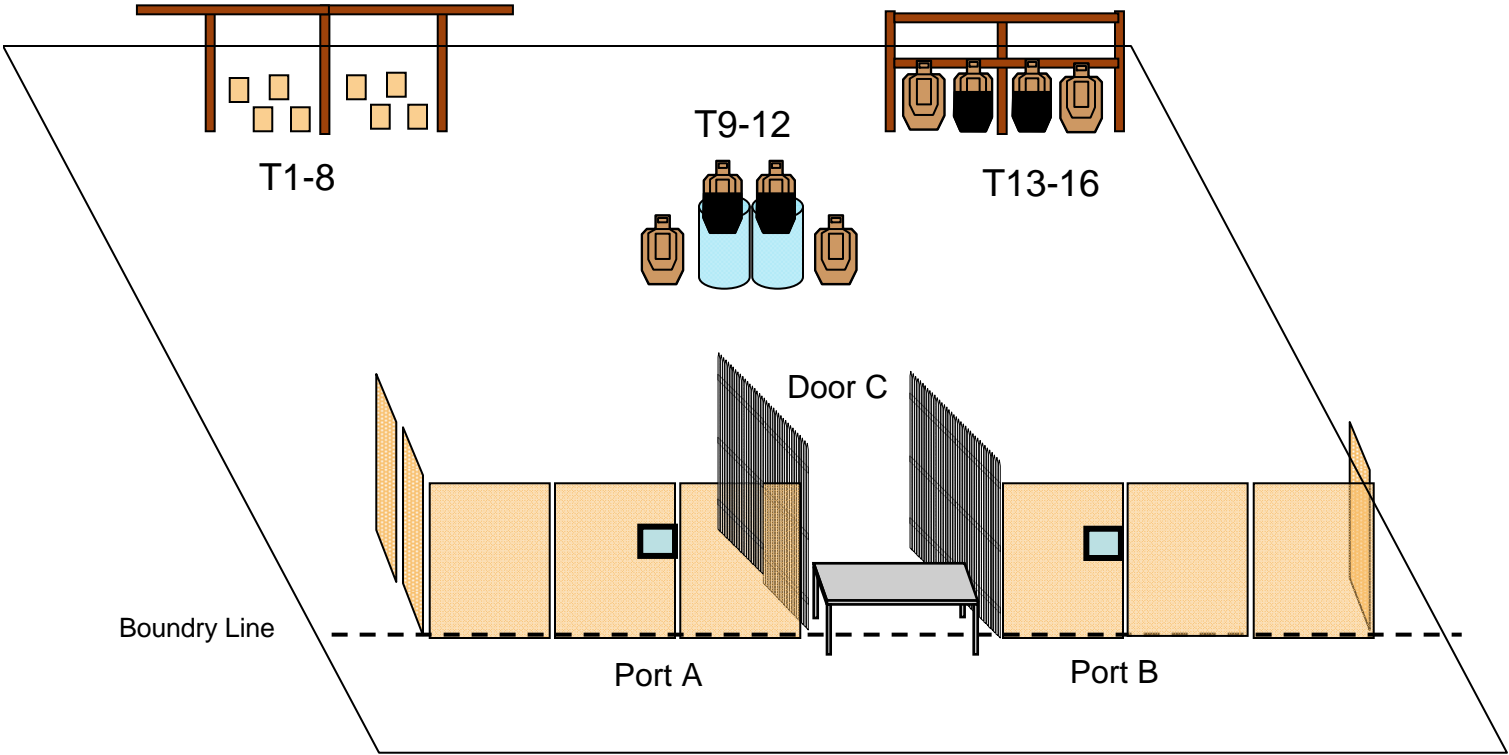
STAGE PROCEDURE: Upon start signal, engage T1-8 with rifle from Port A, T9-12 with handgun from Door C and T13-16 with slugs from Port B. Targets can be engaged in any order. All grounded weapons must be placed on table in a safe condition.

SCORING: Comstock, 24 rounds, 120 points
TARGETS: 8 IPSC, 8 A4 rifle targets

SCORED HITS: Pistol -best 2 per paper; rifle & shotgun – best 1 on paper

START-STOP: Audible - Last shot

RULES: USPSA current edition



RO Notes:

Setup Notes:



TriState Gun Club
Bay 5 Stage (Shotgun)
 Course Designer: Tom Iten

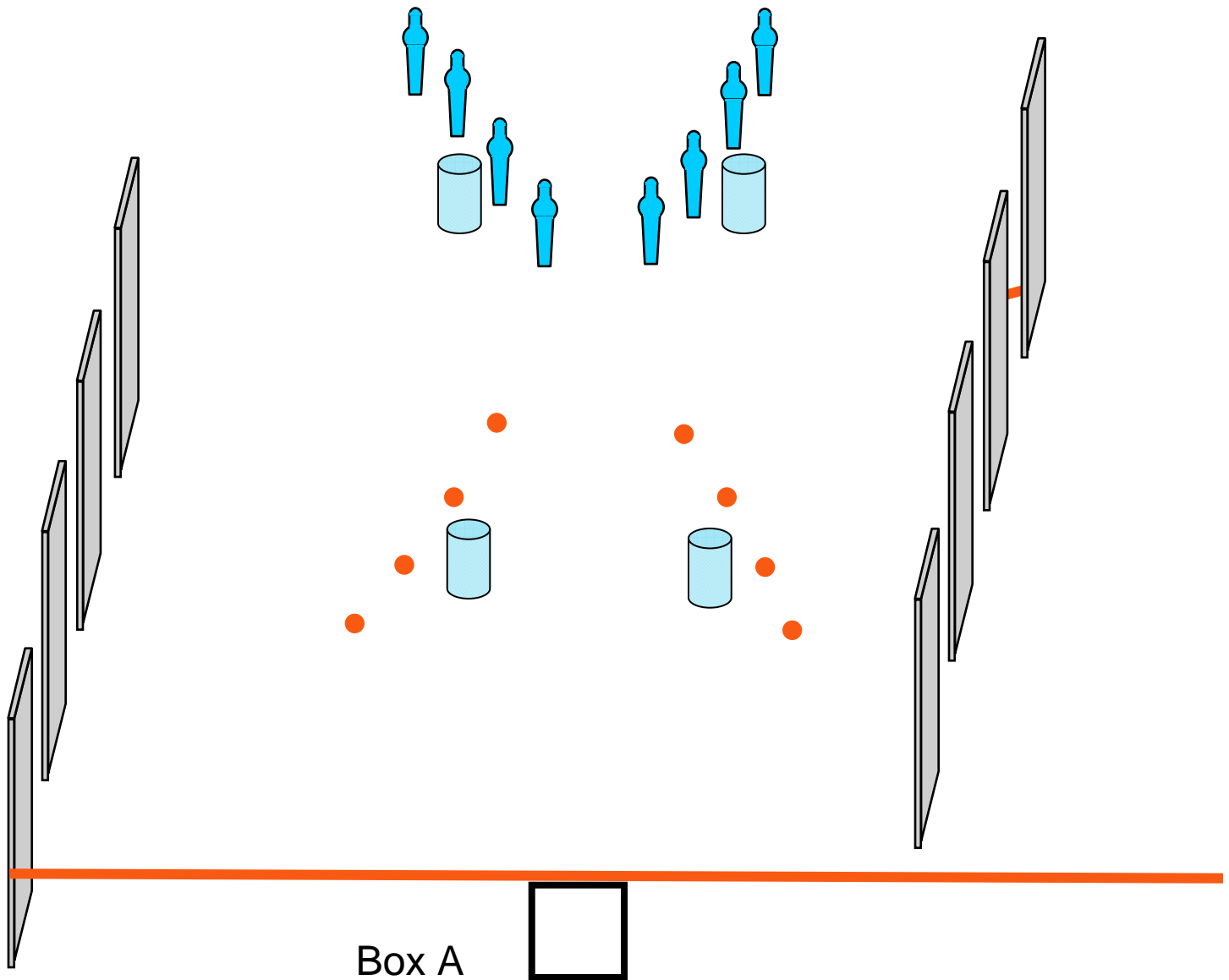


START POSITION: Standing in Box A, facing downrange, shotgun at port arms

GUN READY CONDITION: Shotgun loaded per USPSA 8.1

SCORING: Comstock, 16 rounds, 80 pts
TARGETS: 8 PP, 8 Clay
SCORED HITS: KD = 1A
START-STOP: Audible - Last shot
RULES: USPSA current edition.

STAGE PROCEDURE: On signal engage all targets from behind fault line as they become available.



RO Notes:

Setup Notes:



TriState Gun Club
Car Stage (Pistol & Rifle)
 Course Designer: Tom Iten

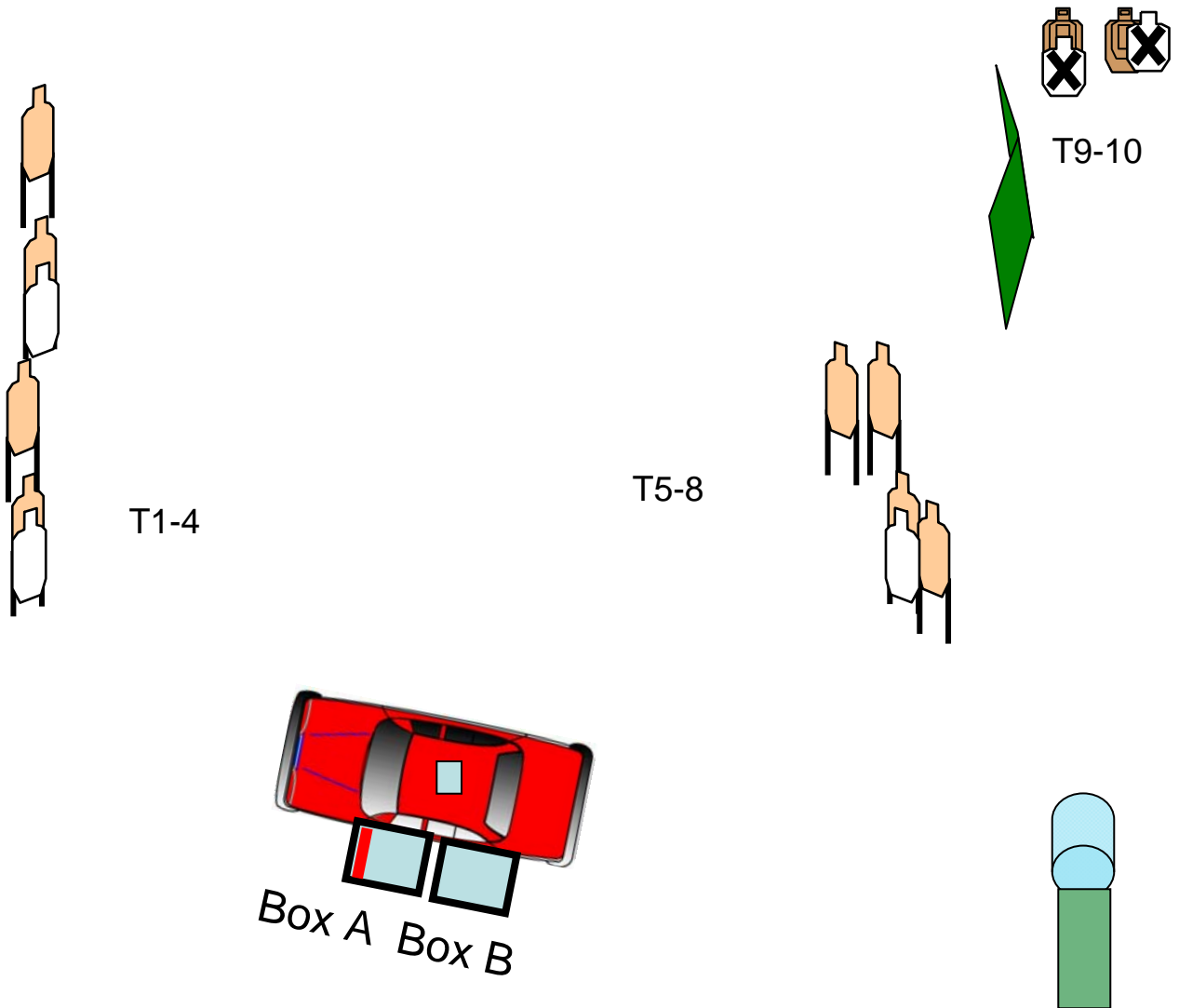


START POSITION: Facing down range standing in Box A or Box B, hands relaxed at sides.

GUN READY CONDITION: Rifle unloaded per USPSA 8.1. Handgun loaded per USPSA 8.1.

SCORING: Comstock, 20 rounds, 100 points
TARGETS: 10 IPSC Paper
SCORED HITS: IPSC n- Best 2 per paper
START-STOP: Audible - Last shot
RULES: USPSA current edition.

STAGE PROCEDURE: String 1: Upon start signal, engage T1-8 w handgun from Box A and/or from Box B only. Targets can be engaged in any order. Then ground safe weapons and retrieve rifle from trunk and engage T 9-10 through barrel.



RO Notes:

Setup Notes:



TriState Gun Club
Shoot House (Rifle)
Course Designer: Tom Iten



START POSITION: Facing down range, rifle at port arms.

GUN READY CONDITION: Rifle loaded, pointed down range.

SCORING: Comstock, 20 rounds. 100 pts

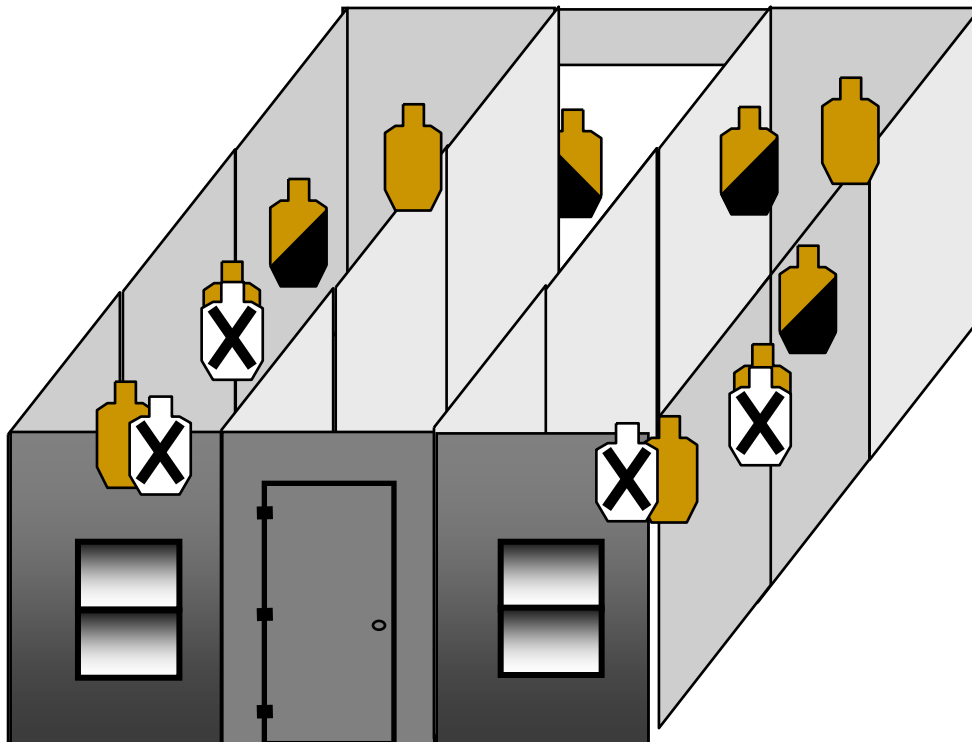
TARGETS: 10 IPSC

SCORED HITS: Best 2 per paper

START-STOP: Audible - Last shot

RULES: Current USPSA

STAGE PROCEDURE: On the signal, engage targets as they become visible.



RO Notes: No rifle on steel.

Setup Notes:



TriState Gun Club
Plate Range Stage (Rifle & Pistol)

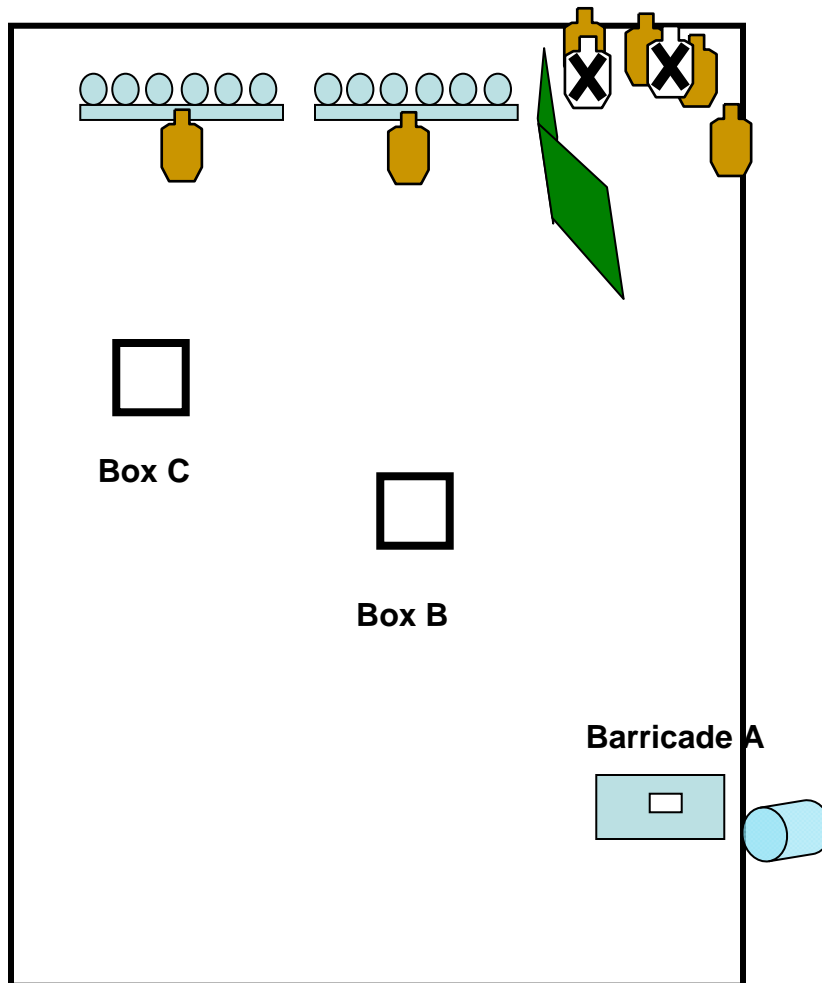
Course Designer: Tom Iten

START POSITION: Facing downrange, rifle at port arms.

GUN READY CONDITION: Handgun & rifle loaded and holstered per USPSA 8.1.1 and 8.1.2

STAGE PROCEDURE: Upon start signal, engage T1-4 with rifle from Barricade A only and ground safe weapon in barrel, then engage with handgun P1-6 from Box B only and P7-12 from Box C only..

SCORING: Comstock, 24 rounds, 120 points
TARGETS: 6 IPSC, 12 plates
SCORED HITS: Best 2 per paper, KD steel = 1A
START-STOP: Audible - Last shot
RULES: USPSA current edition.



RO Notes:

Setup Notes:



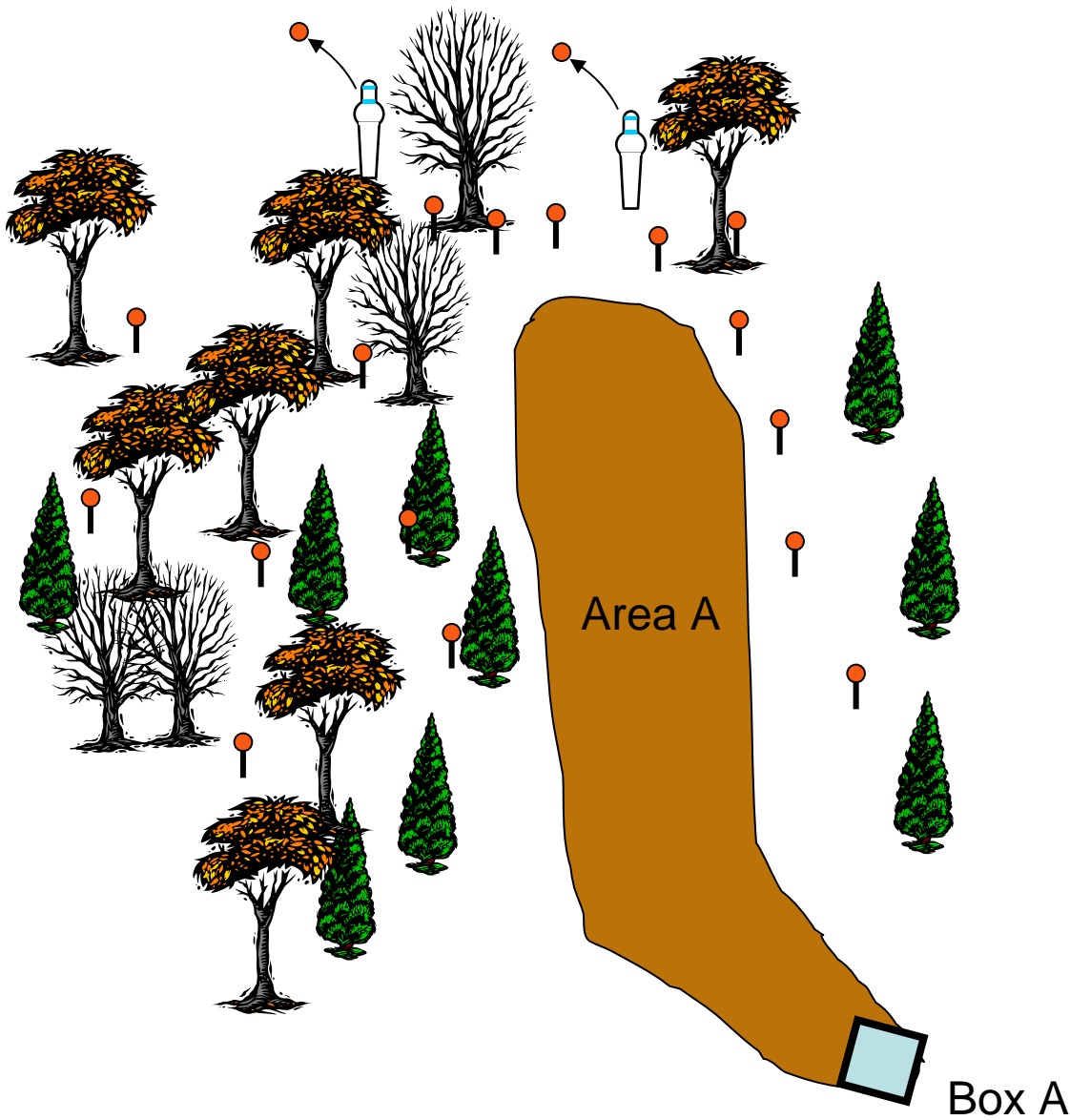
TriState Gun Club
Jungle Run II
Course Designer: Tom Iten

START POSITION: Standing in Box A, facing downrange. Gun at low ready.

GUN READY CONDITION: Shotgun loaded per USPSA 8.1.1.1

STAGE PROCEDURE: Upon start signal, engage all targets as they become available from Area A.

SCORING: Comstock, 20 rounds, 110 points
TARGETS: 2PP, 18 clays
SCORED HITS: Clays must break, KD steel = 5 flipped cp = 10
START-STOP: Audible - Last shot
RULES: USPSA current edition



RO Notes:

Setup Notes: